

Scaled data based on original data using  
LM-79-08 Approved Method: Electrical and Photometric Measurements of Solid-  
State Lighting Products

Test Report Prepared for  
Cooper Lighting Solutions  
(formerly Eaton)

Brand: McGRAW-EDISON

Report Number: P270223

Luminaire Tested: **GWC-AF-02-LED-E1-SLR-7027-800**

Issue Date: 3/3/2020

**Test Information**

Test Method: LM-79-08  
Report Number: P270223  
TEST IS SCALED FROM IESNA LM-79-08 TEST DATA (P24296)  
Test Lab: INNOVATION CENTER P2  
Issue Date: 3/3/2020  
Manufacturer: COOPER LIGHTING SOLUTIONS (FORMERLY EATON)  
Product Line: MCGRAW-EDISON  
Catalog Number: GWC-AF-02-LED-E1-SLR-7027-800  
Description: GALLEON WALL LUMINAIRE  
(2) 70 CRI, 2700K, 800mA LIGHTSQUARES WITH 16 LEDS EACH AND SPILL LIGHT ELIMINATOR RIGHT OPTICS  
Light Source: -  
Ballast/Driver: ELECTRONIC DRIVER

**Summary**

Lumens per Lamp: N/A  
Luminaire Lumens: 7663.4 lumens  
Efficiency: N/A  
Efficacy: 89.1 lumens/watt  
Luminous Opening: Rectangular (W 1' x L: 0.5' x H: 0')  
IES Classification: Type IV - Short - Non-Cutoff  
BUG Rating: B1 - U0 - G2

Input Watts (W): 86  
Input Voltage (V): NR  
Input Current (Ain): NR  
Voltage Rise (V): NR  
Power Factor: NR  
Total Harmonic Distortion (THDi): NR  
Frequency (hertz): 60  
Stabilization Time: NR  
Operation Time: NR  
Ambient Temperature (°C): NR  
Test Distance: 25 FT

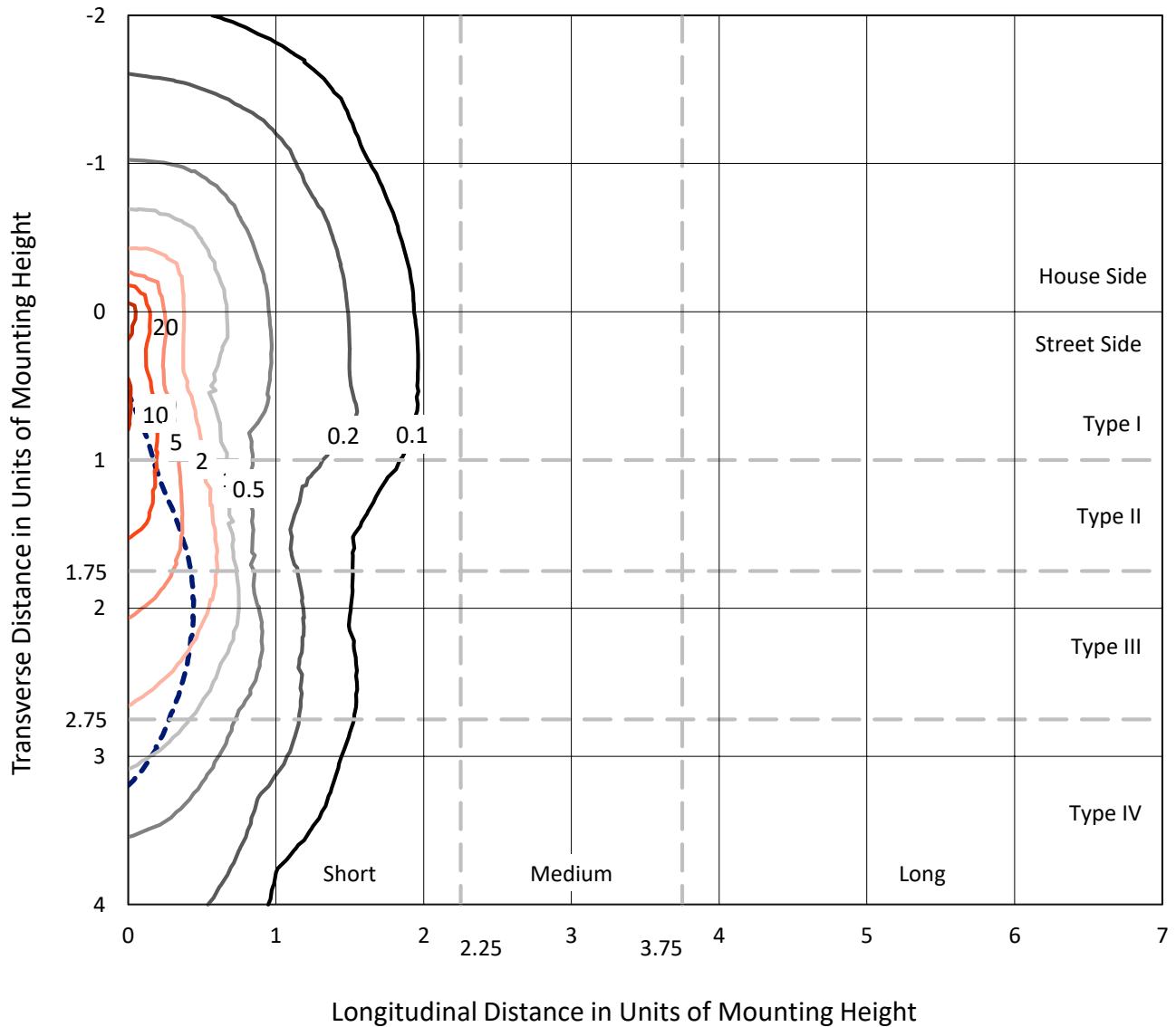


REPORT NUMBER: P270223

CATALOG NUMBER: GWC-AF-02-LED-E1-SLR-7027-800

### Iso-Footcandle Lines of Horizontal Illumination

× Max cd  
 - - - 1/2 Max cd

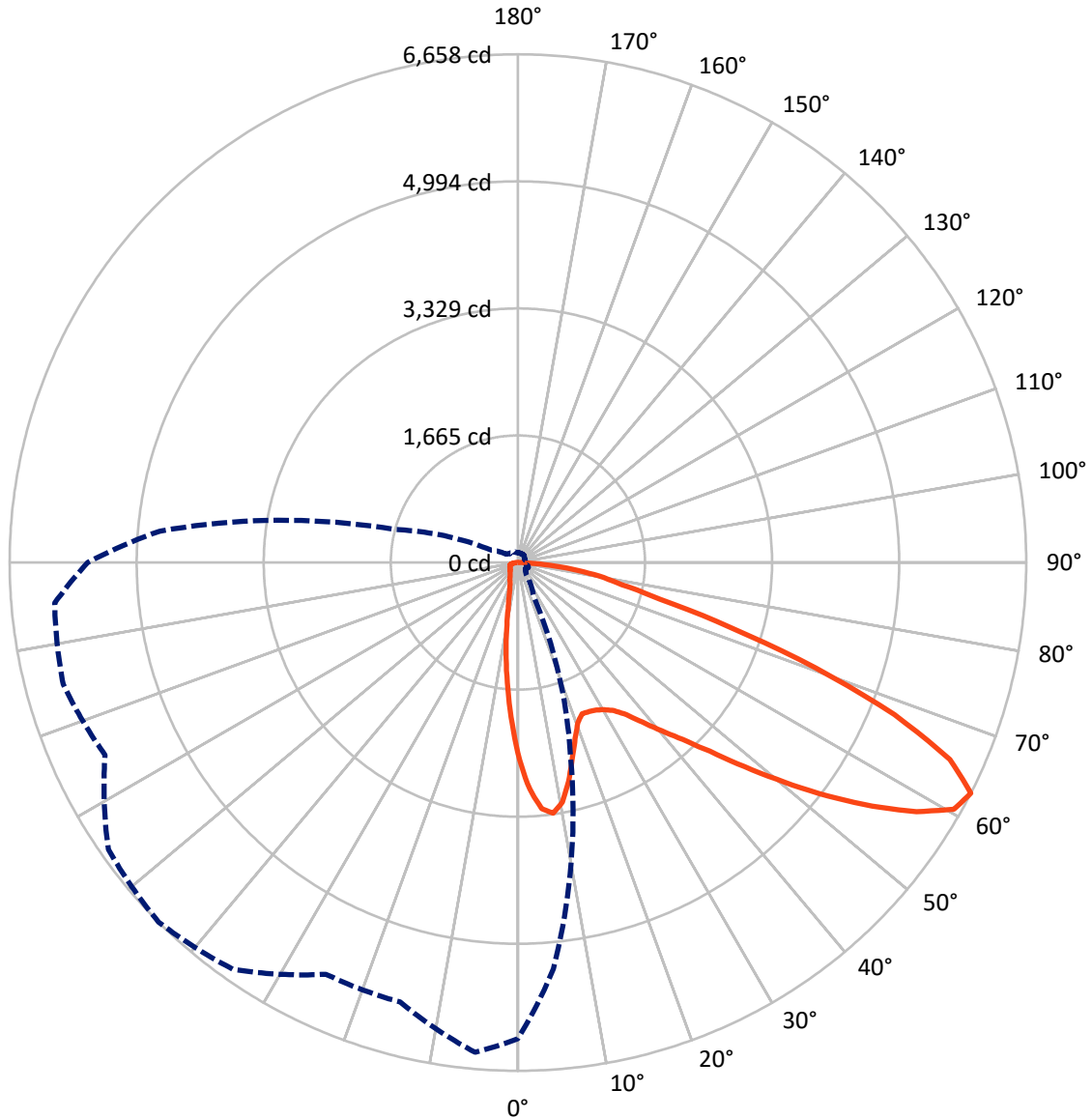


Based on 10 foot mounting height. Maximum calculated value = 25.9 fc  
 Type IV - Short - Non-Cutoff

REPORT NUMBER: P270223

CATALOG NUMBER: GWC-AF-02-LED-E1-SLR-7027-800

### Luminous Intensity Polar Plot



— Vertical Plane Through 315-Deg Lateral    - - - Horizontal Cone Through 62.5-Deg Vertical

REPORT NUMBER: P270223

CATALOG NUMBER: GWC-AF-02-LED-E1-SLR-7027-800

**FLUX DISTRIBUTION:**

		Downward	Upward	Total
<b>House Side</b>	Lumens	1268.2	0.0	1268.2
	% Fixture	16.5	0.0	16.5
<b>Street Side</b>	Lumens	6395.2	0.0	6395.2
	% Fixture	83.5	0.0	83.5
<b>Total</b>	Lumens	7663.4	0.0	7663.4
	% Fixture	100.0	0.0	100.0

**Coefficient of Utilization**

**ZONAL LUMENS:**

Zone	Lumens	% Fixture
0°-10°	188.5	2.5
10°-20°	345.6	4.5
20°-30°	503.9	6.6
30°-40°	776.1	10.1
40°-50°	1142.2	14.9
50°-60°	1675.4	21.9
60°-70°	1872.8	24.4
70°-80°	916.9	12.0
80°-90°	242.1	3.2
90°-100°	0.0	0.0
100°-110°	0.0	0.0
110°-120°	0.0	0.0
120°-130°	0.0	0.0
130°-140°	0.0	0.0
140°-150°	0.0	0.0
150°-160°	0.0	0.0
160°-170°	0.0	0.0
170°-180°	0.0	0.0
0°-90°	7663.4	100.0
0°-180°	7663.4	100.0



REPORT NUMBER: P270223

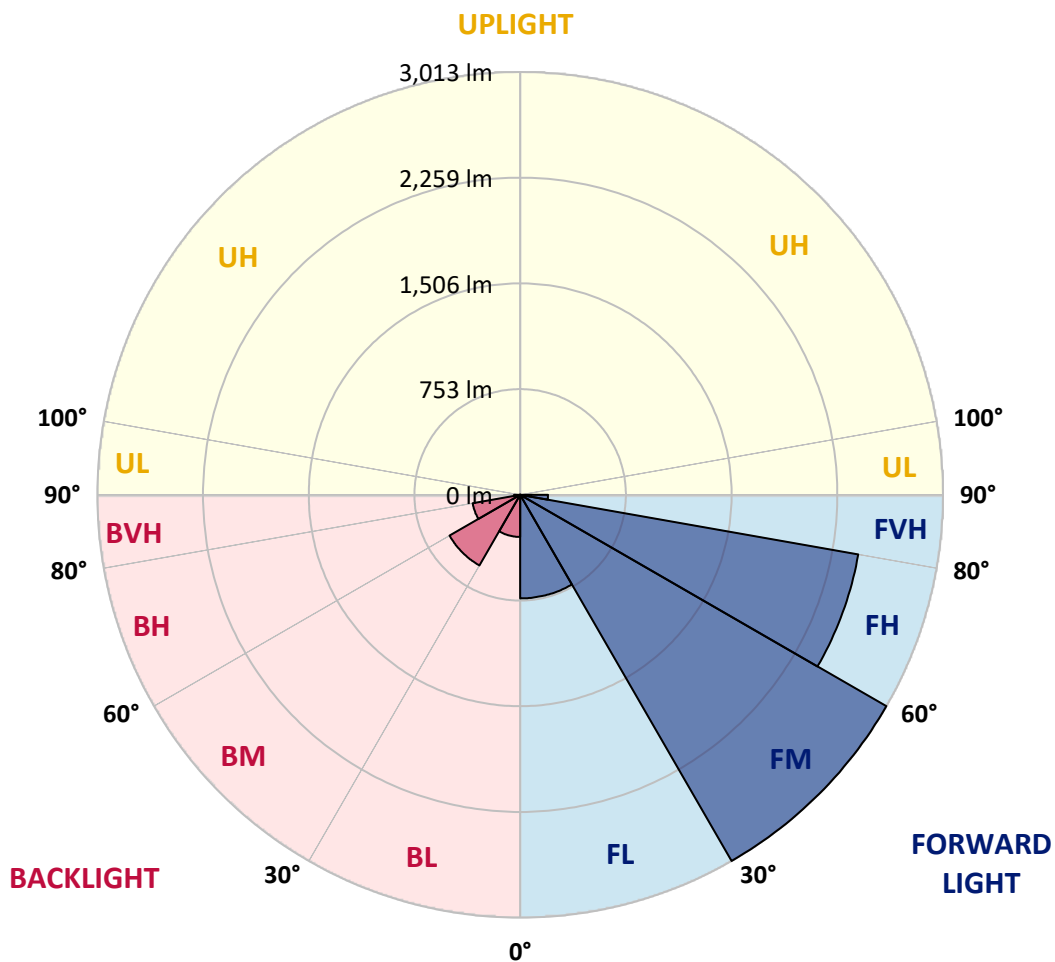
CATALOG NUMBER: GWC-AF-02-LED-E1-SLR-7027-800

**LUMINAIRE CLASSIFICATION SYSTEM LUMEN TABLE AND BUG RATING:**

Zone		Lumens	% Fixture	Zone Rating/Lumen Limit		
				B	U	G
FL	(0°-30°)	738.0	9.6			
FM	(30°-60°)	3012.6	39.3			
FH	(60°-80°)	2445.9	31.9			G2/5000
FVH	(80°-90°)	198.8	2.6			G2/225
BL	(0°-30°)	300.0	3.9	B1/500		
BM	(30°-60°)	581.1	7.6	B1/1000		
BH	(60°-80°)	343.8	4.5	B1/500		G1/500
BVH	(80°-90°)	43.3	0.6			G1/100
UL	(90°-100°)	0.0	0.0		U0/0	
UH	(100°-180°)	0.0	0.0		U0/0	

**BUG Rating: B1-U0-G2**

Type IV Short





REPORT NUMBER: P270223

CATALOG NUMBER: GWC-AF-02-LED-E1-SLR-7027-800

**CANDELA DISTRIBUTION (FULL):**

	0°	5°	15°	25°	35°	45°	55°	65°	75°	85°	90°
0°	2589.2	2589.2	2589.2	2589.2	2589.2	2589.2	2589.2	2589.2	2589.2	2589.2	2589.2
2.5°	2690.2	2635.4	2544.4	2449.7	2391.9	2324.5	2272.0	2225.6	2132.8	2114.8	2131.1
5°	2529.6	2419.8	2248.3	2075.5	1960.6	1837.2	1741.2	1664.0	1546.5	1525.9	1550.7
7.5°	2272.4	2140.9	1914.3	1693.9	1531.3	1377.1	1273.4	1191.0	1099.0	1059.6	1062.1
10°	2050.3	1902.0	1634.0	1394.3	1261.3	1157.2	1070.1	985.4	892.2	831.1	814.4
12.5°	1926.1	1755.4	1446.6	1232.7	1109.1	999.6	905.8	815.1	715.7	653.3	635.7
15°	1904.5	1719.1	1376.3	1129.0	974.4	835.9	725.0	624.0	521.6	471.0	460.4
17.5°	1997.7	1784.0	1353.6	1036.7	847.6	676.6	540.5	427.7	344.2	318.9	316.8
20°	2176.2	1908.8	1350.6	950.0	722.4	521.9	376.6	294.5	257.9	250.6	251.0
22.5°	2427.0	2102.2	1386.9	884.7	607.4	389.2	283.1	246.4	232.1	225.4	225.4
25°	2751.2	2368.4	1470.3	837.1	507.6	311.0	249.8	227.9	214.4	209.8	210.7
27.5°	3065.6	2627.5	1567.2	799.6	442.3	282.2	236.8	216.9	205.2	200.5	202.7
30°	3310.8	2857.5	1648.0	748.6	409.1	274.3	241.4	221.2	204.4	197.2	197.5
32.5°	3513.8	3058.8	1715.9	711.9	379.5	235.0	208.0	199.2	197.2	188.7	184.5
35°	3773.3	3278.4	1761.3	712.7	365.7	209.8	185.4	169.8	158.5	148.7	148.7
37.5°	4077.4	3530.2	1809.7	722.4	360.6	195.0	177.3	161.8	151.3	141.9	140.2
40°	4378.2	3777.2	1854.0	731.7	357.6	186.2	171.0	156.8	147.1	137.8	135.3
42.5°	4633.9	3980.1	1893.5	736.4	347.6	185.4	166.4	153.3	144.1	133.9	131.4
45°	4823.1	4150.3	1936.1	743.5	337.5	188.7	166.4	152.9	141.6	131.8	129.4
47.5°	4992.1	4350.0	2007.4	743.5	325.2	182.4	171.8	153.3	141.2	131.1	128.8
50°	5218.3	4623.8	2142.2	726.3	307.9	175.7	181.2	151.6	137.4	129.4	126.8
52.5°	5530.0	4974.8	2356.2	696.4	281.3	162.7	179.9	150.8	133.6	125.1	122.2
55°	5898.6	5350.6	2589.5	661.4	241.9	153.3	173.6	148.7	129.4	120.1	117.0
57.5°	6186.3	5609.1	2753.8	607.4	207.2	148.3	153.8	146.7	124.2	114.5	112.1
60°	6300.9	5599.0	2798.8	535.4	190.4	144.1	134.3	164.3	120.1	110.4	107.4
62.5°	6239.0	5340.5	2672.5	484.8	186.6	138.6	125.9	152.1	116.7	107.4	103.2
65°	5953.0	4882.1	2337.6	471.4	197.5	133.0	120.6	119.3	112.1	103.2	99.1
67.5°	5329.9	4197.2	1871.7	472.7	211.6	127.6	115.1	109.1	105.7	98.5	94.9
70°	4341.1	3318.2	1395.2	476.0	218.6	121.4	109.1	102.8	99.1	91.8	89.3
72.5°	3191.9	2557.6	1013.6	454.2	219.9	114.2	101.1	95.6	91.8	84.3	82.1
75°	2183.9	1956.4	703.2	376.2	191.7	104.1	92.3	87.1	84.7	75.4	74.1
77.5°	1595.3	1468.5	450.0	279.4	148.0	91.4	81.2	77.6	75.8	65.8	64.0
80°	1280.3	1161.9	281.3	191.2	108.2	76.6	68.2	66.1	64.5	54.3	53.1
82.5°	888.1	778.1	180.6	124.2	81.2	59.4	53.9	53.1	50.6	41.3	40.1
85°	468.5	422.6	114.5	84.7	59.0	40.9	37.5	37.5	36.2	27.4	26.5
87.5°	59.7	97.2	58.1	44.2	32.3	18.1	18.1	17.6	19.0	15.6	13.5
90°	0.0	0.0	0.0	0.0	0.0	0.0	0.0	0.0	0.0	0.0	0.0



REPORT NUMBER: P270223

CATALOG NUMBER: GWC-AF-02-LED-E1-SLR-7027-800

**CANDELA DISTRIBUTION (continued):**

	95°	105°	115°	125°	135°	145°	155°	165°	175°	180°	185°
0°	2589.2	2589.2	2589.2	2589.2	2589.2	2589.2	2589.2	2589.2	2589.2	2589.2	2589.2
2.5°	2092.4	2112.6	2093.3	2094.6	2116.0	2180.0	2209.1	2233.1	2258.9	2275.6	2283.3
5°	1516.6	1563.8	1579.8	1613.4	1663.1	1744.9	1777.3	1800.9	1816.6	1825.7	1829.6
7.5°	1037.2	1065.7	1097.8	1152.2	1260.4	1308.4	1329.9	1324.6	1306.8	1300.4	1294.2
10°	781.9	770.4	764.5	794.6	882.1	930.6	945.7	931.1	921.3	923.4	934.0
12.5°	605.7	586.0	562.0	558.6	616.2	659.7	669.3	670.2	687.9	703.6	726.6
15°	441.4	439.5	427.7	420.4	453.3	488.7	492.9	500.4	516.4	527.8	548.1
17.5°	311.4	322.8	332.0	336.5	361.5	386.7	382.0	378.2	375.3	375.3	385.1
20°	251.0	258.6	270.5	284.0	309.1	327.0	315.6	300.4	289.4	286.0	287.3
22.5°	226.3	232.1	238.9	250.6	273.4	285.7	273.4	262.5	251.4	247.8	246.4
25°	213.5	221.2	227.5	236.3	253.2	261.5	249.8	241.9	235.0	230.4	227.0
27.5°	206.4	213.2	214.9	219.0	233.4	240.9	235.0	231.8	227.5	223.3	219.0
30°	198.9	197.5	194.7	195.0	206.4	213.9	213.5	214.4	213.9	212.8	211.9
32.5°	181.5	179.0	176.4	179.0	189.5	196.3	196.6	198.4	198.4	197.9	201.4
35°	151.3	155.9	158.8	166.4	179.0	185.0	182.4	178.3	170.6	165.9	165.6
37.5°	139.9	140.8	145.7	156.2	170.1	175.7	171.8	162.1	157.2	156.2	157.6
40°	134.3	135.3	138.2	148.0	161.8	167.3	163.9	156.8	152.1	151.6	153.8
42.5°	130.7	131.4	133.0	139.9	151.3	158.0	158.5	153.3	148.0	148.3	150.3
45°	128.5	128.8	128.5	131.8	142.4	150.3	153.8	150.3	145.7	146.7	149.1
47.5°	128.1	126.8	125.1	125.9	136.9	144.9	149.1	148.0	145.7	146.7	148.7
50°	126.4	123.4	121.4	120.9	131.8	140.2	144.1	144.1	144.9	146.7	148.7
52.5°	121.4	117.9	117.9	116.7	128.5	136.5	139.0	139.4	140.8	143.6	146.7
55°	115.1	113.7	115.1	112.8	125.9	133.6	134.7	135.6	136.5	139.0	143.2
57.5°	109.6	107.8	110.9	110.0	123.8	130.7	130.7	132.3	132.3	135.6	139.0
60°	106.5	103.2	104.5	105.3	120.9	128.1	127.2	128.8	129.7	132.7	135.3
62.5°	102.8	99.8	99.8	102.0	117.6	124.2	123.8	125.1	128.5	129.4	131.8
65°	98.2	96.8	95.6	98.2	114.2	120.1	120.6	122.2	125.1	125.9	128.1
67.5°	93.6	94.0	91.4	94.0	111.2	115.8	115.8	119.3	120.6	122.2	124.2
70°	88.5	88.9	86.7	89.7	109.1	111.2	110.9	115.4	116.3	117.6	119.7
72.5°	82.1	82.1	81.2	85.5	105.7	106.5	105.7	109.6	110.0	111.2	112.1
75°	75.4	75.4	74.6	80.5	103.7	101.5	99.1	102.0	102.8	103.7	103.7
77.5°	66.6	67.5	67.5	74.6	96.5	99.4	91.0	92.6	94.0	94.3	93.2
80°	55.7	57.8	58.6	67.8	80.8	91.8	81.2	82.6	83.1	83.1	81.2
82.5°	42.6	46.4	48.5	58.6	62.0	77.1	70.7	72.0	70.7	68.2	67.5
85°	29.5	34.6	37.1	44.6	46.7	59.4	59.0	59.0	56.5	53.1	52.7
87.5°	16.0	19.0	20.7	26.5	32.0	40.1	43.4	42.1	40.1	37.9	38.4
90°	0.0	0.0	0.0	0.0	0.0	0.0	0.0	0.0	0.0	0.0	0.0





REPORT NUMBER: P270223

CATALOG NUMBER: GWC-AF-02-LED-E1-SLR-7027-800

**CANDELA DISTRIBUTION (continued):**

	195°	205°	215°	225°	235°	245°	255°	265°	270°	275°	285°
0°	2589.2	2589.2	2589.2	2589.2	2589.2	2589.2	2589.2	2589.2	2589.2	2589.2	2589.2
2.5°	2322.8	2380.1	2471.5	2541.6	2611.8	2679.6	2752.9	2809.0	2856.6	2875.1	2931.6
5°	1867.8	1939.5	2025.9	2181.8	2292.1	2413.8	2554.6	2740.8	2812.4	2911.3	3073.6
7.5°	1320.7	1385.5	1524.6	1650.5	1806.9	1979.1	2169.0	2426.1	2520.0	2678.8	2942.9
10°	986.2	1061.5	1173.2	1279.4	1417.2	1593.2	1811.4	2098.8	2213.0	2385.2	2689.3
12.5°	794.6	883.5	1001.8	1101.6	1208.2	1332.5	1544.4	1859.5	2012.5	2163.2	2470.8
15°	610.4	703.6	813.4	940.3	1057.8	1191.8	1413.8	1758.3	1934.5	2091.7	2354.1
17.5°	422.6	502.2	640.8	773.0	923.4	1094.9	1377.6	1779.8	1990.0	2171.3	2374.3
20°	299.6	344.9	458.8	612.1	799.6	1014.8	1370.9	1892.8	2166.2	2373.1	2504.0
22.5°	252.0	268.8	334.9	475.7	692.1	955.0	1394.3	2051.2	2403.8	2667.8	2710.8
25°	229.5	239.7	274.3	373.2	596.6	911.6	1473.9	2287.1	2697.8	2962.8	2955.2
27.5°	217.4	227.9	250.6	315.1	524.5	884.7	1553.6	2566.7	3033.9	3282.9	3188.5
30°	213.5	227.9	252.0	297.0	473.0	842.2	1618.9	2812.4	3292.6	3499.1	3294.8
32.5°	210.7	212.8	223.7	256.1	424.2	792.5	1663.1	3032.7	3545.8	3704.6	3447.7
35°	170.1	180.6	198.4	229.5	395.6	762.5	1663.1	3222.7	3795.2	3912.3	3593.4
37.5°	163.9	173.2	188.7	215.2	379.5	747.7	1629.9	3406.0	4050.1	4147.8	3713.5
40°	160.4	168.2	182.8	204.4	372.8	731.0	1581.5	3567.7	4299.1	4383.6	3825.5
42.5°	158.0	164.7	178.7	197.5	364.0	712.4	1542.3	3697.5	4515.2	4585.0	3932.5
45°	156.8	163.9	179.0	201.0	346.2	687.9	1529.3	3837.7	4692.9	4753.1	4048.4
47.5°	156.8	165.2	181.2	208.0	325.2	662.7	1570.1	4022.7	4861.0	4890.6	4184.8
50°	155.4	164.7	187.0	201.0	294.5	630.6	1666.1	4255.6	5042.9	5046.4	4357.6
52.5°	152.9	163.9	201.4	196.6	259.2	588.5	1795.8	4554.8	5312.1	5332.3	4628.1
55°	149.9	162.7	197.5	187.0	230.1	538.4	1902.0	4918.3	5690.6	5746.5	5025.7
57.5°	146.2	160.9	191.2	173.6	211.0	473.9	1940.3	5184.6	5954.7	6095.3	5473.9
60°	142.8	159.7	172.7	165.6	199.2	419.6	1866.1	5131.8	5936.4	6239.8	5871.2
62.5°	139.4	160.9	157.6	160.4	193.8	384.7	1672.5	4710.3	5636.1	6090.7	6165.6
65°	135.6	149.6	148.7	156.2	192.5	370.7	1386.4	4077.9	5055.7	5619.3	6235.1
67.5°	130.7	138.2	142.4	150.8	196.6	358.6	1118.8	3363.9	4249.0	4912.8	5872.8
70°	125.1	131.4	136.1	144.1	194.3	353.0	930.6	2652.8	3371.3	4026.5	5158.0
72.5°	117.9	123.4	127.6	135.3	191.7	350.1	786.0	2136.3	2517.1	2990.9	4193.6
75°	109.6	114.5	117.6	125.1	183.7	320.5	618.0	1807.7	1883.4	2080.7	3340.3
77.5°	99.8	103.7	106.2	114.5	162.7	266.6	446.9	1394.3	1462.6	1510.7	2560.9
80°	88.5	92.3	93.6	101.5	134.7	208.5	291.5	1029.9	1094.0	1104.9	1672.5
82.5°	75.4	79.2	79.2	86.7	110.4	149.9	191.2	705.6	718.3	755.4	1182.1
85°	60.6	63.6	63.6	67.5	85.5	112.1	131.4	354.3	350.5	400.3	1024.1
87.5°	43.4	45.5	47.6	48.5	61.1	74.1	79.2	107.8	71.1	81.7	657.6
90°	0.0	0.0	0.0	0.0	0.0	0.0	0.0	0.0	0.0	0.0	0.0



REPORT NUMBER: P270223

CATALOG NUMBER: GWC-AF-02-LED-E1-SLR-7027-800

**CANDELA DISTRIBUTION (continued):**

	295°	305°	315°	325°	335°	345°	355°	360°
0°	2589.2	2589.2	2589.2	2589.2	2589.2	2589.2	2589.2	2589.2
2.5°	2974.2	2998.2	2973.7	2956.1	2879.7	2817.1	2733.3	2690.2
5°	3197.0	3258.2	3237.4	3163.3	3004.0	2825.0	2621.6	2529.6
7.5°	3170.1	3312.1	3315.4	3176.8	2942.0	2678.4	2402.8	2272.4
10°	2960.3	3141.8	3193.7	3059.3	2810.3	2515.4	2199.4	2050.3
12.5°	2726.0	2903.9	2943.3	2897.0	2688.9	2392.7	2072.2	1926.1
15°	2534.4	2614.0	2661.1	2701.7	2585.0	2343.9	2065.1	1904.5
17.5°	2417.7	2408.8	2422.3	2492.6	2512.4	2399.9	2174.5	1997.7
20°	2375.6	2240.4	2236.9	2333.8	2478.3	2533.5	2388.7	2176.2
22.5°	2398.7	2179.6	2151.8	2266.9	2496.4	2726.0	2669.1	2427.0
25°	2478.8	2184.7	2162.4	2273.6	2562.1	2931.2	2972.0	2751.2
27.5°	2604.6	2216.7	2187.3	2301.4	2649.3	3103.5	3270.3	3065.6
30°	2724.3	2272.4	2235.7	2356.2	2729.1	3171.7	3453.2	3310.8
32.5°	2869.6	2376.3	2311.9	2456.9	2827.5	3280.4	3616.1	3513.8
35°	3012.0	2524.6	2444.6	2612.4	2937.5	3415.6	3802.3	3773.3
37.5°	3168.3	2718.5	2652.2	2813.2	3088.0	3543.3	4039.9	4077.4
40°	3335.1	2975.5	2897.0	3106.3	3321.3	3703.4	4288.1	4378.2
42.5°	3503.3	3260.6	3167.1	3379.5	3577.8	3861.4	4500.4	4633.9
45°	3695.7	3570.3	3525.9	3755.6	3824.3	4011.7	4657.2	4823.1
47.5°	3919.9	3921.6	3992.7	4084.7	4072.8	4181.9	4814.6	4992.1
50°	4181.5	4360.2	4517.2	4578.3	4328.9	4364.8	5033.4	5218.3
52.5°	4495.7	4884.7	5079.2	5039.2	4604.9	4588.1	5379.6	5530.0
55°	4888.8	5439.9	5633.2	5604.5	4922.2	4892.2	5811.0	5898.6
57.5°	5343.7	5977.9	6155.5	6026.6	5303.0	5225.8	6167.9	6186.3
60°	5743.6	6404.0	6560.1	6417.2	5687.1	5581.0	6390.6	6300.9
62.5°	5966.1	6548.6	6658.1	6504.4	5950.5	5959.3	6439.5	6239.0
65°	5866.7	6183.4	6218.7	6206.1	5882.6	6178.7	6263.8	5953.0
67.5°	5322.3	5259.9	5319.4	5401.5	5301.3	5889.7	5777.3	5329.9
70°	4363.4	4021.1	4139.4	4194.5	4240.1	5068.2	5014.3	4341.1
72.5°	3288.4	2817.1	2910.6	2899.2	3109.8	4065.2	3899.7	3191.9
75°	2330.1	1910.1	1921.8	1917.3	2169.9	3180.5	2823.7	2183.9
77.5°	1630.3	1383.8	1390.1	1416.3	1458.8	2398.7	2017.5	1595.3
80°	1120.9	1050.2	1085.2	1087.3	1011.0	1611.4	1490.5	1280.3
82.5°	835.0	730.1	721.6	733.8	792.5	1305.4	1145.3	888.1
85°	683.7	432.3	347.6	435.6	702.2	1292.9	760.9	468.5
87.5°	385.1	205.2	92.6	171.8	280.1	856.1	219.9	59.7
90°	0.0	0.0	0.0	0.0	0.0	0.0	0.0	0.0

(END OF REPORT)